

First Step Program



Fiqh of Tahara 101

Instructor: Ahmed Urur

Categories of water

Pure water – Tahoor

Water in its naturally created state such as rain, well, river, stream or ocean water.

This type of water may be used for drinking, cleaning impurities and for performing wudu and ghusl.

We sent down purifying water from the sky.
[Quran 25:48]

Impure water – Najas

Water which appearance, smell, taste or color has been altered by an impurity cannot be used for purification, just as it cannot be used for eating or drinking .




Tahara

Taharah means purification and cleanliness.

It is a characteristic that Islam encourages its believers to maintain at all times.

Verily Allah loves those who turn unto Him in repentance and He loves those who purify themselves. [Quran 2:222]



Acts which require Taharah:

1

Performing the
prayer (Salaah)

2

Touching the Holy
Quran (Mus-haf)

3

Circumambulating
(Tawaf) the Kaaba

Tahaara

Purification from "Khabath" i.e Najas. This relates to the body, cloth, place.

Purification from "Hadath" i.e . This relates to the body only.

Major Hadath:
Ghusul

Minor Hadath:
Wudu



The substitute of both is
Tayamum

Etiquettes regarding relieving oneself

1. Anything with the name ALLAH written on it is not permitted to be taken inside the toilet.

2. The person should be out of other people's sight while relieving oneself.

3. It is sunnah to enter the toilet with one's left foot and say a supplication.

“Allahumma inni a’ udhu bika minal-khubthi wal-khabaa’ith”

“In the Name of Allah. O Allah , I seek Your protection from the male and female unclean spirits.”

4. It is sunnah to exit the toilet with one's right foot and say a supplication .

“Gurfraanak”, “I seek Your forgiveness.”

5. Not talking while urinating or defecating

6. Not facing nor giving one's back towards the Qiblah.

*this does not apply when the place where one is relieving oneself is surrounded by partitions/walls .

continued....


7. One should choose a place where urine will not splash on one's clothes or dress.
8. One should avoid urinating/defecating in holes in the ground as they may be the home of an animal or jinn
9. One should avoid urinating/defecating in places where people gather or use as a place of rest. like under the shade of trees or parks.
10. One should avoid urinating/defecating in bathing areas, swimming pools or in still non running water
11. Left hand should be used in removing impurities .
12. After using the toilet, ensure that impurities on the body and one 's clothing are removed . either by Istinjaa or Istijmaar.



Two ways of removing impurities

Istijmaar

Using stones or toilet paper



Istinjaa


Using clean water. This is more effective in removing najasah



Conditions of Istijmar

1. Purity of items used for cleaning
2. Items used must have the ability to remove impurity - najasaah
3. Must not be a dung or bones
4. Must not be food of human beings nor for animals
examples : bread, fruits, vegetables...
5. Must not be animal parts
examples : tail , limbs, foot...
6. Must not be something beneficial and / or respectable items
examples : Money, Books
7. Must be done three times minimum as recommended by the sunnah

Wudu literally means cleanliness



Its definition according to Islamic Shariah is:

An act of worship performed for Allah, by washing specific parts of the body in the way set forth by Allah in the Shariah.

Abu Hurayrah related that the Messenger of Allah (PBUH) said:


When a servant of Allah washes his face, every sin he has committed with his eyes is washed away with the last drop of water; when he washes his hands, every sin his hands committed will be wash off from his hands with the last drop of water, until he comes out purified from all his sins.

(Muslim)

Conditions of Wudu

Islam

*This is a conditon for all acts of
Ibadah to be accepted*




Sanity

Ali ibn Abi Talib reported:

The Messenger of Allah, peace and blessings be upon him, said,

“The pen is lifted from three people: a sleeping person until he awakens, a child until he becomes an adult, and an insane person until he regains his sanity.”



Tamyeez




Once a child has reached the age of seven years, he is able to distinguish between right and wrong , good and bad and has reached what is called the age of Tamyeez.

The Messenger of Allah (PBUH) said:
Order your children to pray at the age of seven . And beat them (lightly) if they do not do so by the age of ten. And separate them in their bedding . (Abu Dawud)

Pure Water

Water used for wudu must be pure, clean water.



Exposed Skin



There should be nothing on the body parts which would prevent the water from reaching it; such as nail polish, paint, wax, heavy creams, a tight ring or watch etc.

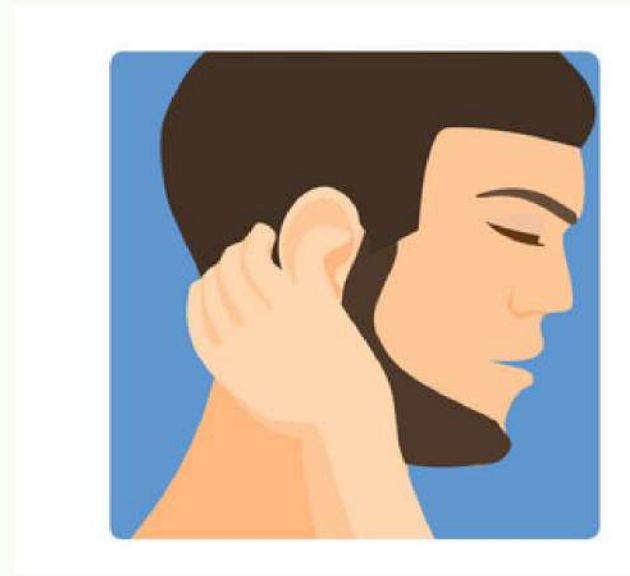

Such things should be moved or removed so as to allow the water to reach the part of the body they are covering (even if it's just a small area of the skin).

Complete Wudu



1. Intend to perform wudu
2. Say Bismillah
3. Starting with the right hand, wash both hands up to the wrist three times.
4. Rinse the mouth with some water three times
5. Rinse the nostrils with water by sniffing with right hand and blowing it out using the left hand. Do this three times.
6. Wash the entire face from the top of the forehead to the bottom of the chin and from ear to ear. The ears are not included in washing the face
7. Wash your arms from the fingertips to the far end of the elbow, and then do the same with the left hand three times .

Complete Wudu



8. With wet hands wipe from the top of the head near the hairline until the back of the head and wipe it back to the front. Do this only once.

9. Wipe the inner sides of the ears with the forefingers and the outer sides with the thumbs. This is done once.

10. Wash both feet up to and including the ankles beginning with the right foot and the left foot. Do this three times.



After completion of wudu a Muslim is advised to say this short supplication:

أَشْهَدُ أَنْ لَا إِلَهَ إِلَّا اللَّهُ وَحْدَهُ لَا شَرِيكَ لَهُ
وَأَشْهَدُ أَنَّ مُحَمَّدًا عَبْدُهُ وَرَسُولُهُ

“I bear witness that none has the right to be worshipped but Allah alone, Who has no partner; and I bear witness that Muhammad is His slave and His Messenger.

اللَّهُمَّ اجْعَلْنِي مِنَ التَّوَّابِينَ وَاجْعَلْنِي مِنَ
الْمُتَطَهِّرِينَ

O **Allah**, make me of those who return to **You** often in **repentance** and make me of those who remain **clean** and **pure**



Acts that Nullify the Wudu

WUDU IS REQUIRED IN THE CASE OF MINOR IMPURITY - HADATH AL-ASGHAR.

1. What exists from the private parts
2. Being unconscious for any reason deep sleep, intoxication or mental incapability.
3. Touching Non-relative without covering.
4. Purposely touching private parts without cover.

Ghusl



States of Major Impurity:

1. After sexual intercourse
2. Discharge of semen
This includes intentional and unintentional discharge such as masturbation a wet dream
3. Menstrual bleeding, Post natal-bleeding
4. When a Muslim dies, ghusl is required for the deceased



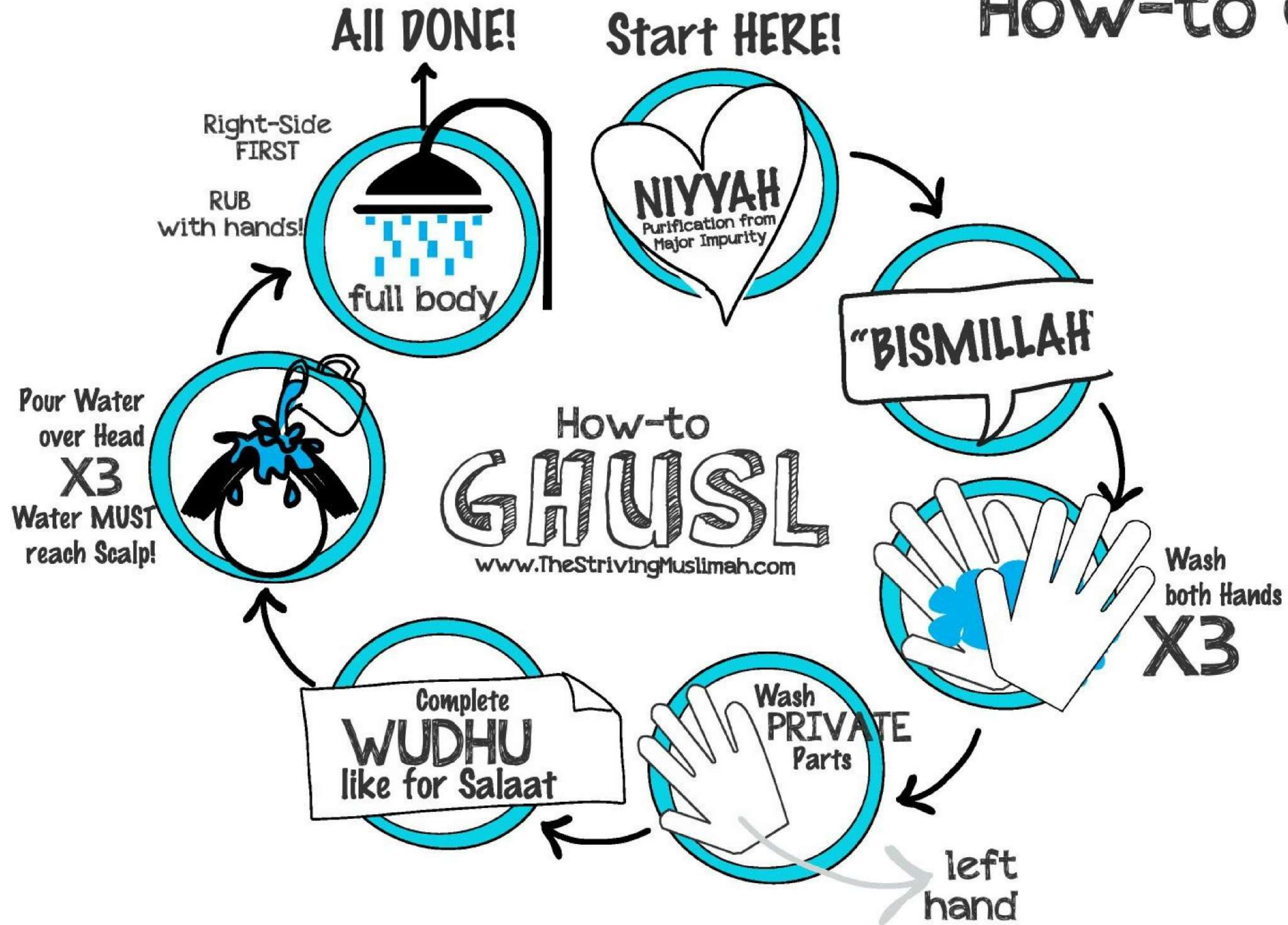
The Pillars Acts of Ghusl

THE PILLARS ARE THE THINGS WHICH MUST BE PERFORMED IN ORDER FOR THE GHUSL TO BE VALID.


1.Niyyah

2. Washing the entire body

How-to Ghusl



Tayamum



Tayamum refers to purification with dust (turaab)

Stipulations of Tayamum

1 There is no water to use or little water.

This includes situations where available water is needed for drinking or cooking or for cleaning impurities from one's clothing

2 One fears harm in using or obtaining water

For example a person who is sick or injured and the use of water will be harmful. Or it is extremely cold and it will cause harm to the person, or obtaining it will present a potential harm to one's person or property.



Conditions of tayamum

1

The earth you are using must be free from impurities.

2

Niyyah: intention must be for the attainment of taharah.

3

Entrance of the time for prayer.

4

You must meet one of the stipulations mentioned before.

Steps of Tayammum



Intend to perform tayammum without verbal declaration

1. Strike the surface once with two hands , while fingers are spread apart
2. Blow both palms lightly
3. Wipe over face from the forehead to the chin.
4. Using your left palm. wipe the top surface of your right hand. Then using your right palm wipe the top surface of your left hand.

Nullifiers of Tayammum

Anything that renders wudu and ghusl invalid apply to tayammum also



If water is found or has become available or usable, tayammum becomes invalid and wudu becomes obligatory.

Wiping over Socks

Narrated by Safwan bin :
The Messenger of Allah (PBUH) ordered us to wipe over our socks if we were travelers and we would not remove our khuffs(socks) for three days and nights due to feces, urine or sleep, but we would remove them in the state of janabah.



Narrated Ali bin Abi Talib:
The Messenger of Allah (PBUH) stipulated one day and one night for the resident and three days and three nights for the traveler.
(Sahih Muslim)

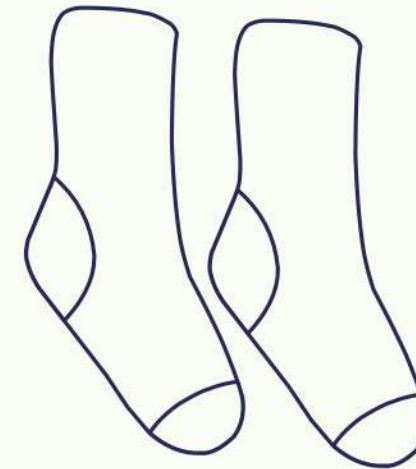
Wiping over socks



One must have them on while in a state of taharah



Socks must cover the area of the feet that is obligatory to wash




Socks must not be very thin. I.e you can see the legs like stockings and dress socks



Duration for a resident= 24 hours and 72 hours for a traveller

Wiping is accomplished by running wet hands over the top of the socks. You can choose to wipe both feet simultaneously or one at a time—both methods are considered valid

Menstruation



Aisha reported: The Messenger of Allah, peace and blessings be upon him, entered my dwelling at Sarif while I was crying.

The Prophet said, "What is the matter? Are you menstruating?" I said yes. The Prophet said, "This is a matter that Allah has decreed for the daughters of Adam, so complete the rites of Hajj as other pilgrims do, but do not circle around the House."

Haydh (Menstruation):


- The minimum amount of time is one day and its maximum time is fifteen days, and it is typically six or seven days.
 - The haydh can not do the following things:
Pray, fast, touch the mushaf, tawaf, intercourse.
 - The ruling for yellow and brown discharge after finishing haydh is that it is ignored.
 - Ghusul must be done once haydh is finished.
 - Whoever makes ghusl during the day before maghrib should pray both dhuhur and asr, likewise the one who takes ghusul at night before fajr should pray maghrib and isha.
- Signs haydh is over:**
- Dryness
 - White discharge

Istihaadha (Irregular Bleeding):

- It is bright red blood comes outside the times of haydh and nifaas.
- It does not stop prayer and fasting

What to do if the the blood is continuous:

- *Mutamayizah*: If a woman knows her regular cycle times, she refrains from prayer and fasting on these dates then does ghusl and goes back to praying and fasting
- *Muthayirah*: If a woman does not know her cycle times but can differentiate the two kinds of blood she refrains from prayer and fasting when she sees haydh blood then does ghusl and goes back to praying and fasting
- *Mubtadiyah*: If it is the first haydh , then she will base her time of haydh on that of the majority of the women around her



Nifaas (Postpartum Bleeding):

1. The minimum amount of time for postpartum bleeding can be for a short moment
2. The Maximum time limit is 60 days and its typically 40 days
3. The rulings of Nifaas (postpartum) are similar to that of Haydh (Menstruation)